



Roots and Routes

A Journey Through Culture,
Creativity and Life Skills

OUR COLLABORATIVE ATLAS



DISCOVER



SHARE



INSPIRE



GROW TOGETHER



TÜRKİYE



ITALY



GEORGIA



UKRAINE



POLAND



SPAIN



GERMANY



JORDAN

Different Roots, Shared Values, New Routes for the Future



CONTENTS

ROOTS AND ROUTES ATLAS



01

About Our Project

Our journey, our goals, our partners

03



02

Our Partner Countries

Where we come from

04



03

Week 1: My Roots DNA & Cultural Symbols

Exploring our heritage and identity

05



04

Week 2: Logo Design & Voting

Creativity and collaboration

07



05

Week 3: Cultural Stories, Proverbs & Folk Tales

Sharing wisdom and traditions

09



06

Week 4: Zoom Meeting & Kahoot

Connecting, learning and having fun

11



07

Week 5: Nature Routes

Discovering nature, growing together

13



08

Week 6: Dissemination

Sharing our project with the world

15



09

Week 7: Final Reflections

Our learning, our memories, our growth

17



10

Tools We Used

Digital tools that supported our journey

19



11

Thank You!

Gratitude to our amazing partners

20



Different roots,
shared values,
new routes
for the future.



ABOUT OUR PROJECT

Roots and Routes:

A Journey Through Culture, Creativity and Life Skills

Roots and Routes is an eTwinning project that brings students together from different countries to explore our cultures, share our traditions, respect nature and grow together through creativity and collaboration.



“ Different roots, shared values, new routes for the future.”

OUR MISSION



To encourage students to discover their cultural roots, connect with nature, develop life skills and create together in a friendly and respectful international environment.

OUR GOALS



- ♥ Explore our cultural heritage and traditions
- ♥ Improve communication and collaboration skills
- ♥ Use digital tools creatively
- ♥ Care for nature and the environment
- ♥ Build friendship and empathy across borders

LIFE SKILLS WE DEVELOP



- ♥ Teamwork & Collaboration
- ♥ Communication
- ♥ Critical Thinking
- ♥ Creativity
- ♥ Empathy & Respect
- ♥ Environmental Awareness

OUR PARTNER COUNTRIES



TÜRKİYE



ITALY



GEORGIA



UKRAINE



POLAND



SPAIN



GERMANY



JORDAN

DISCOVER

SHARE

INSPIRE

GROW TOGETHER ♥

TOGETHER WE...

- ♥ Discover new cultures
- ♥ Share our stories
- ♥ Inspire each other
- ♥ Grow together for a better world

Scan to visit our project page on TwinSpace!



Different roots, shared values, new routes for the future. ♥



OUR PARTNER SCHOOLS

♥ Different countries, one shared journey. ♥

In our project, students from different countries learned about each other's cultures, shared their traditions, respected nature and worked together with creativity and friendship.



TÜRKİYE



Students explored culture, creativity, nature and collaboration through hands-on activities, eco-art and international teamwork.



POLAND



Students explored cultural identity and friendship through shared activities.



ITALY



Students shared traditions, participated in collaborative tasks and strengthened intercultural communication.



SPAIN



Students celebrated creativity, communication and cultural diversity.



GEORGIA



Students contributed to cultural exchange and creative teamwork.



GERMANY



Students contributed to intercultural learning and collaboration.



UKRAINE



Students shared stories, values and participated in collaborative project activities.



JORDAN



Students brought unique cultural perspectives and international friendship.



Scan to visit our project page on TwinSpace!



Different roots, shared values, new routes for the future. ♥

WEEK 1

My Roots DNA & Cultural Symbols

Exploring our heritage and identity

ABOUT THIS WEEK

In Week 1, we started our journey by discovering our roots and the symbols that represent our cultures. Students explored their family origins, traditions, values and cultural symbols that make us who we are.

We shared our ideas, learned about our friends' heritage and created together on Padlet and TwinBoard.

WHAT WE LEARNED

- Every culture is unique and valuable.
- Our roots connect us to our past.
- Symbols help us express our identity.
- Sharing helps us understand each other better.
- We are all different, yet we are all connected.

OUR ACTIVITIES



WHAT WE DID

- We introduced ourselves and our cultures.
- We explored our family roots and traditions.
- We discovered cultural symbols from our countries.
- We created posters and digital cards.
- We shared our work on Padlet.
- We collaborated on our TwinBoard.

PADLET PAGE

Explore our cultural and student works!



padlet

TWINBOARD

See our collaborative TwinBoard!



TwinBoard

"Our roots are different, but our *dreams* are the same."

WEEK 2

Designing Our Identity

Creating Our Logo Together

- OUR ROOTS
- OUR VALUES
- OUR DREAMS
- OUR FUTURE

ABOUT THIS WEEK

In Week 2, we focused on designing our project logo that represents our common values, roots and dreams.

Students shared their ideas, voted for their favorite concepts using **Mentimeter** and worked together to choose the winning logo that reflects our unity and creativity.

WHAT WE DID

- We learned what makes a good logo.
- We designed our logo ideas in groups.
- We shared our designs on **Padlet**.
- We voted for our favorite logos using **Mentimeter**.
- We discussed the results together.
- We selected our winning logo!

OUR ACTIVITIES



WE USED MENTIMETER!



We used Mentimeter to vote for the best logo designs. Everyone's voice was important!




LOGO DESIGN ON PADLET



We shared all our logo ideas on Padlet. It was amazing to see so many creative and inspiring designs!



OUR WINNING LOGO



This logo represents who we are, our shared values and our journey together.

- EXPLORE
- CREATE
- SHARE
- GROW

Alone we can do so little;
together we can do so much.

— Helen Keller

OUR FUTURE

WEEK 3

Cultural Routes

Stories, Traditions & Shared Heritage

ABOUT THIS WEEK

In Week 3, students will explore a short cultural story, folk tale or proverb from their country and share it with partner schools.

These stories will become part of our Roots and Routes Atlas.

WHAT WE DID

- ♥ We selected a cultural story, folk tale or proverb.
- ♥ We explained the meaning of our story.
- ♥ We uploaded our work to Padlet.
- ♥ We explored stories from partner schools.
- ♥ We illustrated a story from another country.
- ♥ We shared reflections on TwinBoard.

STUDENT TASK - STEP 1

Share a Cultural Story

Each school selects:

- one short folk tale or
- one proverb or
- one traditional cultural story

Students prepare:

- story title
- country name
- 3-5 simple sentences explaining the story
- one message sentence:

"This story teaches us..."

Teachers upload the selected story to our shared Padlet page.

STUDENT TASK - STEP 2

Illustrate a Partner School Story

After stories are shared on Padlet:

Each class chooses one story from another country and illustrates it.

Students may create:

- a drawing
- a poster
- a comic-style illustration

These illustrations show our international collaboration between partner schools.

OUR STUDENT WORK



Our Cultural Stories Padlet
Scan to discover stories from partner countries.



Our Reflections & Illustrations
Scan to see our collaborative work.



REFLECTION TASK

Students write a short reflection:

Why did we choose this story?

or

What did we learn from this story?

Teachers upload classroom illustrations and reflections to:
TwinSpace TwinBoard

ATLAS CONTRIBUTION

All shared stories on Padlet and illustrations on TwinBoard will become part of our:

ROOTS & ROUTES ATLAS

- CULTURAL ROUTES SECTION -

THIS STORY TEACHES US...

CHOOSE Kindness

VALUES

Empathy





WEEK 4



Live Connections

Meeting Our Partners!

This week, we had our first short live Zoom meeting with our partner schools!

Students introduced themselves, shared facts about their schools, cities and countries, and got to know each other better.

We also played a fun general culture Kahoot quiz about partner countries.

It was a great opportunity to connect, communicate and enjoy learning together!



Different countries,
one project,
many friendships.




WHAT WE DID THIS WEEK



We met our international partners through a live Zoom meeting.



We played a fun Kahoot culture quiz together.



We introduced ourselves, our schools, cities and countries.



We took a group screenshot to remember this special moment.



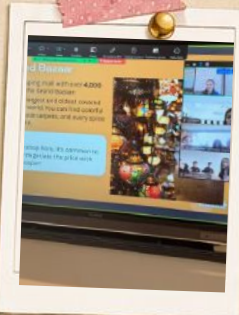
We learned interesting facts about our partner countries.



We enjoyed connecting, sharing and learning together!



OUR MOMENTS




TwinBoard



Scan to see our meeting photos, presentations and reflections on TwinBoard!



Thank you everyone for being part of our first live connection!




WEEK 5

Nature Routes & Collaborative Artwork

Explore. Create. Connect. ♡

ABOUT THIS WEEK ♡

This week, we focused on nature and our connection with the environment.

We explored natural places, learned why it is important to protect them and expressed our ideas through collaborative artwork.

Through creativity and teamwork, we showed how we can care for our planet together.

WHAT WE DID ♡

- 🍃 We explored nature and talked about the beauty of our environment.
- 🍃 We learned why it is important to protect nature and natural places.
- 🍃 We created a collaborative artwork using natural elements.
- 🍃 We shared our work on **Padlet** and reflected on our learning on **TwinBoard**.

NATURE ROUTES PADLET ♡

Scan the QR code to see our Nature Routes explorations!



NATURE ROUTES TWINBOARD ♡

Scan the QR code to see our reflections and learning!



COLLABORATIVE ARTWORK PADLET ♡

Scan the QR code to see our collaborative artwork process and ideas!



COLLABORATIVE ARTWORK TWINBOARD ♡

Scan the QR code to see our artwork and reflections!



OUR STUDENT WORK - EXAMPLES ♡



OUR ATLAS CONNECTION ♡

All of our nature explorations and collaborative artworks will be part of our final product:

Roots and Routes Atlas ♡

Nature Routes & Our Creative Voice ♡

For more student works and details, please scan the QR codes above.



DISSEMINATION WEEK

Sharing Our Journey, Inspiring Others ♥



During Dissemination Week, we proudly shared our work, our learning and our impact with the world!



WE CREATED OUR PROJECT NEWSLETTER!

We prepared a beautiful newsletter to present our journey, activities and achievements.



WE SHARED ON SOCIAL MEDIA!

All partner schools shared our project on their social media accounts.



WE INFORMED OUR SCHOOL COMMUNITY!

Our teachers shared our project with colleagues, students and school communities.



WE SPREAD AWARENESS!

We raised awareness about nature, culture and our common responsibilities.



WE CELEBRATED OUR TOGETHERNESS!

We celebrated collaboration, friendship and our learning without borders.

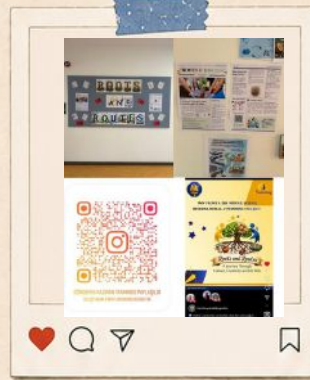
OUR NEWSLETTER ♥

We designed and published our project newsletter to highlight our activities, students' work and our international collaboration.



ON SOCIAL MEDIA ♥

We shared our activities, photos and students' creations on Instagram, Facebook, X and other social media platforms.



DISCOVER MORE! ♥

Scan the QR code to visit our TwinBoard and see more about our dissemination activities, photos and reflections!

TWINBOARD QR CODE


HERE



Thank you to all our partners, students and teachers for being part of this amazing journey. Together, we explored, learned, created and made a difference!

Explore. Respect. Connect. ♥

One project. Many roots. Endless routes. ♥



Our Journey COMES TO AN END

But this is just the beginning of new paths!



Thank you to all our partner schools, students and teachers for your dedication, creativity and kindness.

This project wouldn't have been possible without you!

You are amazing!



WHAT WE ACHIEVED TOGETHER



We explored nature and protected our environment.



We collaborated, created and shared our ideas together.



We discovered new places, cultures and perspectives.



We built friendships and strong connections.



We inspired each other and grew together.

OUR STUDENTS' REFLECTIONS

Aysima Karaaslan in reply to Merve Coskun
4 days ago

We learned about different cultures, places and food. We did an art work together with other countries, we designed logos and wrote on padlet pages. We also created canvas posters. The activities were so much fun. Thank you everybody.

Davide Scarpello in reply to Merve Coskun
4 days ago

I learned about different cultures but also that working in a team could be difficult sometimes because everyone wants to do different things. But when we work together the result is top!

What I learned...

Maria Gigante in reply to Merve Coskun
1 week ago

Hi! We are Maria and Adriano (from Italy). We really liked the zoom meeting because we had so much fun and we think it was a great experience.

Comment

Buğren P. in reply to Merve Coskun
1 week ago

My favorite activity within this project was the Kahoot game. Yunus Emre Middle School.

Comment

My favorite part...

Idil SEY in reply to Merve Coskun
5 days ago

Hi, I'm Idil (from Türkiye). It was a lot of fun painting the "Be Kind" text, which is our collaborative product.

Maria Gigante in reply to Merve Coskun
1 week ago

Hello everyone! We are Adriano and Maria (from Italy). We'd like to ask 2 questions: what's your favourite type of music? And what's your favourite animal?

Comment

Alya SEY in reply to Maria Gigante
5 days ago

My favourite animal is spider because adventures.

What I will always remember...

VISIT OUR PROJECT FORUM!

Scan the QR code to visit our forum where you can read more, share your thoughts and keep the conversation going!



Explore. Respect. Connect. ♥

Until next time! ♥





eTwinning

JUNE
2026